

Smile Board

Wood Cement Bonded Particleboard

External-Internal Wall / Decorative Wall Panels

External-Internal Floor / Decorative Flooring application

Stair function





Smile Board

Cement board 1200x2400 mm. & 1220x2440 mm. cement gray color. Decorative with Loft Style. Features a smoother surface and durability standards. Suitable for both flooring and wall applications.



Size / Thickness / Weight

Thickness (mm.)	6	8	10	12	16	18	20	24
1200x2400 mm. Weight (kg./Sheet)	-	32	40	48	65	73	81	97
1220x2440 mm. Weight (kg./Sheet)	28	33	42	50	67	75	83	100
Weight (kg./sq.m.)	9.4	11.1	13.9	16.7	22.6	25.2	28.1	33.7

Uses for different thicknesses


Thickness (mm.)	6	8	10	12	16	18	20	24
Sub-roof	✓			✓	✓			
External Wall / Wall system			✓	✓	✓	✓	✓	✓
External / Internal Floor					✓	✓	✓	✓
Internal Wall	✓	✓	✓					
Internal Wall with Covering				✓				
Floor Covering		✓	✓	✓				

Table of Frame Spacing for Maximum Load

Frame spacing (cm.)	Load Compliance (kg./sq.m.)		
	16 mm.	20 mm.	24 mm.
40 x 40	610	960	1,440
40 x 60	410	650	950
40 x 120	-	550	790
60 x 60	-	410	600
60 x 120	-	230	330



Catalog
Smile board





Smile Mega Floor

Mega size floor plank that breakthrough general floor plank with the large board, Can be used for **external and internal**. Easy and Quick to installation due to the large sheet size and **suitable for a large area (more than 15 sq.m.)** related to the steel frame can be used at a distance of 60 cm.

Size / Thickness / Weight

Size (mm.) (Wide x Long x Thick)	1200 x 2400 x 20	1220 x 2440 x 20
	1200 x 2400 x 24	1220 x 2440 x 24
Weight (kg./Sheet) Thickness 20 mm. Thickness 24 mm.	81 kg. 97 kg.	83 kg. 100 kg.


Catalog Smile
Mega floor




Types

① Wood-like surface with cement color (Grain)

② Wood-like surface with cement color (V Groove Grain6")





Smile Mega Stair and Stair Landing

Mega stair with a wood grain texture that looks like real wood when coated with translucent acrylic paint. Available in both wood grain and grooved stair nose patterns.


Size / Thickness / Weight

Types	W*L*H (cm.)	Weight/Sheet (kg.)	Sheet/Pallet
Riser	18 x 120 x 1.6	4.7	75
Tread /	27 x 120 x 2.4	10.5	60
Tread with groove	30 x 120 x 2.4	11.7	60
Landing with groove	120 x 120 x 2.4	46.7	20



1 Types Tread

2 Types Tread with groove



Texture zoom

Catalog Smile Mega stair



Feature

High density cement board made from cement mixed with wood chips.

Strong and durable against weather, able to support standard weight.

Can be used both internal and external area.

Beautiful with colors and patterns like bare cement.

Quick and easy to installation and also saving budget and time.

Scan the QR Code to connect with CB.



Inquire about products and various techniques.



Weather durability



Thermal insulation



Fire resistance



Eco friendly



Soundproof



Practical installation



Insect resistance




Saving cost



Asbestos free





All content, design, and layout are Copyright © 2019, Panel World Co.,Ltd. All Rights Reserved, Reproduction in whole or part in any form or medium without specific written permission is prohibited.

PANEL WORLD CO., LTD.
www.panelworldth.com



UDN. 878-2537



ISO 14001 : 2015



ISO 9001 : 2015



EN 19386 : 2004+A1 : 2015



MENA EPD
THE INTERNATIONAL EPD SYSTEM